

Scrivi le lettere mancanti a ciascun colore



b _ a _ k



b l _ _



b r _ _ n



g r _ _ n



_ r _ y



_ r a n _ e



p _ n _



p _ r p _ e



r _ _



y _ l l _ w



red



blue




green



yellow



black



white



brown



pink



purple




orange

Colours

- Read and match.

Red
Orange
Yellow
Green
Blue
Violet
Purple
Pink



GIORNI DELLA SETTIMANA

DAYS OF THE WEEK

Giorni della settimana

Days of the week

Lunedì

Monday

Martedì

Tuesday

Mercoledì

Wednesday

Giovedì

Thursday

Venerdì

Friday

Sabato

Saturday

Domenica

Sunday

Giorno

Day

Settimana

Week



Days of the week



- Riscrivi i nomi dei giorni della settimana in inglese mettendo le lettere al posto giusto.

Sanudy

Maynod

Tedusay

Weddaynes

Taydhurs

Fydari

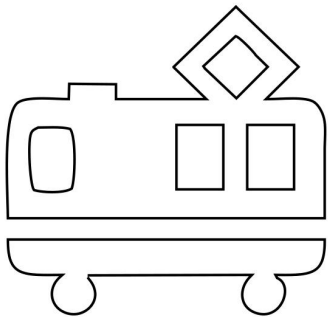
Starydau




Days of the week



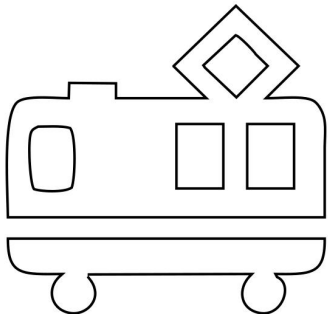
- Scrivi nel vagone centrale del treno il nome del giorno della settimana in inglese compreso tra i due già scritti.




Wednesday



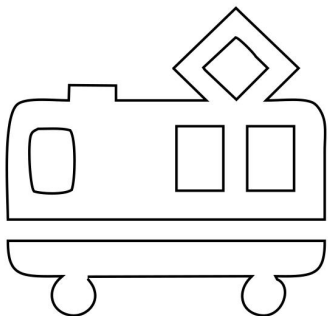
Friday




Monday




Wednesday




Saturday



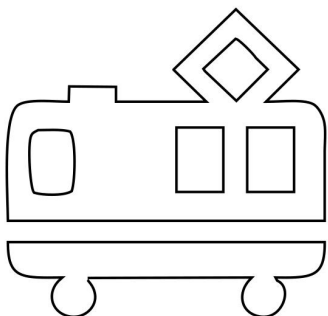
Monday




Friday



Sunday



Tuesday



Thursday



Days of the week



- Completa i nomi dei giorni della settimana.

M _ _ day

M _ _ d _ _

Tu _ _ d _ _

T _ _ s _ _ _

Wed _ _ _ d _ _

W _ _ n _ _ d _ _

Th _ _ _ day

T _ u _ _ d _ _

F _ _ da _

_ _ i _ _ _

_ _ _ urda _

Sat _ _ day

_ _ _ _ ay

S _ _ d _ _

- Completa i nomi dei giorni della settimana nelle seguenti frasi:

1. Most people go to work on a M _ _ d _ _.

2. The day after Monday is T _ e _ d _ y.

3. Late night shopping is on a Th _ _ s _ _ _.

4. Most people work from M _ _ _ _ y
to F _ _ _ a _.

5. The middle day of the week is Wed _ _ _ day.

6. The weekend is S _ _ ur _ _ _ and S _ _ d _ _.

SEASONS, MONTHS and DAYS OF THE WEEK



SPRING



SUMMER



AUTUMN



WINTER



JANUARY

GENNAIO



FEBRUARY

FEBBRAIO



MARCH

MARZO




MAY

MAGGIO



JUNE

GIUGNO



JULY

LUGLIO



AUGUST

AGOSTO



SEPTEMBER

SETTEMBRE

OCTOBER

OTTOBRE



NOVEMBER

NOVEMBRE



DECEMBER

DICEMBRE

MONDAY

LUNEDÌ

TUESDAY

MARTEDÌ

WEDNESDAY

MERCOLEDÌ

THURSDAY

GIOVEDÌ

FRIDAY

VENERDÌ

SATURDAY

SABATO

SUNDAY

DOMENICA



Months of the year



- Riscrivi i nomi dei mesi in inglese nell'ordine corretto.

September

April

August

October

January

March

July

November

February

May

December

June

COLLEGA IL NOME DEI MESI SCRITTI IN LINGUA ITALIANA AI CORRISPONDENTI IN LINGUA INGLESE

February

GENNAIO

June

FEBBRAIO

September

MARZO

July

APRILE

April

MAGGIO

December

GIUGNO

LUGLIO

August

AGOSTO

March

SETTEMBRE

October

OTTOBRE

January

November

NOVEMBRE

May

DICEMBRE



Months of the year



- Nella colonna di destra scrivi il mese successivo a quelli indicati.

January	February	
April	May	
September	October	
November	December	
August	September	
June	July	
February	March	
May	June	
October	November	
July	August	
March	April	
December	January	



clock

curtain rod



lamp



painting

curtains

picture

floor lamp



windowsill

books

sofa/couch

socket

bookcase

cushions



chair

coffee table



armchair



television

carpet

floor

stool



Pencil



Pen




Crayon



Eraser



Book



Pencil sharpener



School objects flashcards

THE ALPHABET

A NNA HAS
an apple.



B RYAN HAS
a balloon.



C INDY HAS
a cake.



D AVID HAS
a die.



E MMA HAS
an elephant.



F RED HAS
a flag.



G EORGE HAS
a gift.



H ENRY HAS
a hat.



I VY HAS
an ice-cream.



J OHN HAS
a jacket.



K ATHY HAS
a key.



L IBBY HAS
a letter.



M IKE HAS
a map.



N ED HAS
a newspaper.



O LIVER HAS
an orange.



P ETER HAS
a plane.



Q UINCY HAS
a quail.



R OBERT HAS
a robot.



S USAN HAS
a ship.



T OM HAS
a teddy.



U RSULA HAS
an umbrella.



V INCENT HAS
a violin.



W ILL HAS
a wheel.



X, Y AND Z...



...it's time to sleep.






Blackboard




Desk



Chair



Glue



Chalks



Paintbrush



School objects flashcards

SCHOOL

SCHOOL

scuola



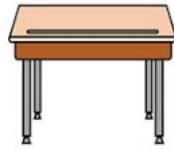
SHARPENER

temperino



DESK

banco



RUBBER

gomma



CHAIR

sedia




RULER

rigello



BLACKBOARD

lavagna



SCISSORS

forbice



SCHOOLBAG

zaino



COMPASSES

compasso



PENCIL CASE

astuccio



GLUE

colla



PENCIL

matita



BOOK

libro



PEN

penna



EXERCISE BOOK

quaderno



FELTIP

pennarello



DIARY

diario




CRAYON

pastello



TEACHER

insegnante



House

- Write the words in the right column.

Shower

Armchair

Dishes

Bed

Blender

Nightstand

Wardrobe

Dishwasher

Towel

Table

Toothpaste

Oven

Chair

Sink

Carpet

Fridge

Fireplace

Blanket

Toilet

Sofa

Pillows

Cooker

Bathtub

Clothes


TV

Washing machine

Coffee table

Kitchen	Living room	Bedroom	Bathroom

Parts of the House



School objects

- Draw a line from each word to the correct picture.


stapler



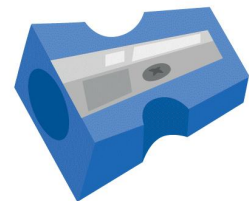
pen



pencil case



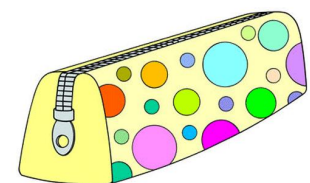
compasses



schoolbag




pencil sharpener





STAR



ANGEL



BELLS



CANDLE



PRESENT



SNOWMAN



LIGHTS



SANTA CLAUS



REINDEER



CHRISTMAS TREE



SNOW



WREATH



English numbers: 1-10



- Riscrivi i numeri in inglese mettendo le lettere nel giusto ordine.

1	NEO	
2	WOT	
3	TREHE	
4	RUFO	
5	VEIF	
6	XIS	
7	VENES	
8	TIGHE	
9	ENNI	
10	NET	

NUMERI DA 1 A 20

1 - ONE

2 - TWO

3 - THREE

4 - FOUR

5 - FIVE

6 - SIX

7 - SEVEN

8 - EIGHT

9 - NINE

10 - TEN

11 - ELEVEN

12 - TWELVE

13 - THIRTEEN

14 - FOURTEEN

15 - FIFTEEN

16 - SIXTEEN

17 - SEVENTEEN

18 - EIGHTEEN

19 - NINETEEN

20 - TWENTY



English numbers: 11-20



- Riscrivi i numeri in inglese mettendo le lettere nel giusto ordine.




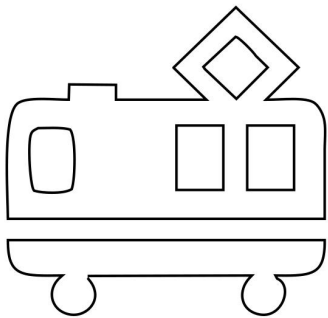



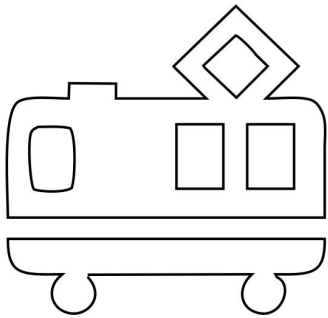



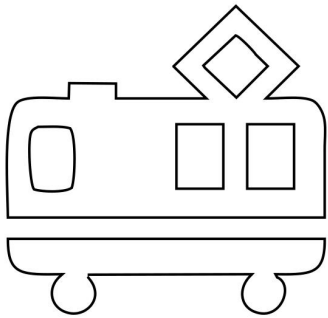

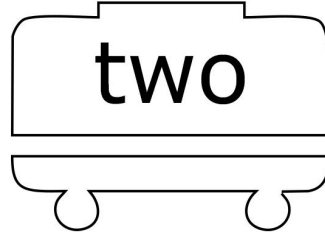

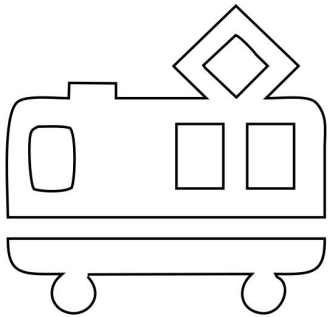
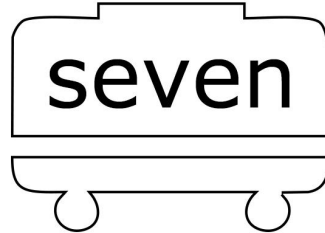
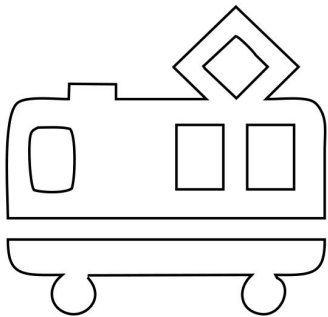
11	VELENE	
12	LEWETV	
13	NITTEERH	
14	TEENFURO	
15	FENIFET	
16	TEXSENI	
17	VENSENETE	
18	GHETENEI	
19	TENENENI	
20	TYNTWE	



English numbers: 1-10



- Scrivi il numero precedente e successivo nei vagoni di ogni treno come mostrato nel primo esempio.



QUESTION WORDS ?



> Who?

CHI?

Who is that boy?
• CHI È QUESTO RAGAZZO?

> When?

QUANDO

When is the party?
• QUANDO È LA FESTA?

> What?

COSA? - CHE COSA? - QUALE

What is your name?
• QUALE È IL TUO NOME?

> Why?

PERCHE'?

Why are you late?
• PERCHE' SEI IN RITARDO?

> Where?

DOVE?

Where is your book?
• DOVE È IL TUO LIBRO?

> Which?

QUALE?

Which is the largest city in the world?
• QUALE È LA CITTÀ PIÙ GRANDE DEL MONDO?

> How...?

COME?

- How many?
- How much?
- How long?
- How old?

QUANTI?

QUANTO...?

PER QUANTO...?

QUANTO VECCHIO...?

PAROLE CHIAVI DELLE DOMANDE
QUESTION WORDS

		
	WHAT...?	COSA...? CHE COSA? QUALE...?
	WHEN...?	QUANDO...?
	WHERE...?	DOVE...?
	WHY...?	PERCHE' ...? ↓ si risponde BECAUSE
	WHO...?	CHI...?
	WHICH...?	QUALE...?
	HOW...?	COME...?

Pronome interrogativo	Significato
Who	Chi/a chi
What	Che/cosa/che cosa
Which	Quale
How	Come
Whose	Di chi
Why	Perché
Where	Dove
When	Quando

SEASONS



SPRING



SUMMER



AUTUMN



WINTER

THE FOUR SEASONS

Leggi le frasi associate ad ogni stagione e poi nella pagina che segue segna con una crocetta la risposta giusta alle domande presenti.



Dan likes spring.
Spring is green.
Spring is fresh.
Spring has flowers.
Spring has bees.



Tina likes Summer.
Summer is hot.
Summer is sunny.
Summer is time to swim.
Summer is fun.



Ted likes Fall.
Fall is cool.
Fall is windy.
Fall has pretty trees.
Fall has many fruits.



Jane likes Winter.
Winter is cold.
Winter is white.
Winter has snow.
Winter has snowmen.



SPRING



SUMMER



AUTUMN



WINTER



I am, she is, he is, it is, they are



I **am** Anna.
I **am** a ballerina.
I **am not** a teacher.
I **am** seven. I **am not** five.



It **is** a radio.
It **is not** a TV.
It **is** blue.
It **is not** black.



They **are** twins.
They **are** sisters.
They **are not** brothers.
They **are** Kate and Jane.



It _____ a car.
It _____ a plane.
It _____ red.
It _____ black.



It _____ a cake.
It _____ a lemon.
It _____ pink.
It _____ blue.



He _____ a genie.
he _____ a boy.
He _____ blue.
He _____ red.



They _____ apples.
They _____ oranges.
They _____ red and yellow.



He _____ Tom.
He _____ a clown.
He _____ a genie.
He _____ ten. He _____ eleven.



She _____ Emma.
She _____ a baby.
She _____ a doll.
She _____ one.



She _____ Amelia.
She _____ a mother
She _____ a father.
She _____ nice.



Is he a Spiderman?
Yes, he **is**. He **is** a Spiderman.
Is he a doctor?
No, he **is not**. He **is not** a doctor.



Is he Peter Pan?
Yes, _____.
Is _____ Aladdin?
No, _____ . He _____ not Aladdin.






Is she Fiona?
Yes, _____.
Is _____ Winx?
No, _____ . She _____ not Winx.



Are they Nemo and Flounder?
Yes, _____ . They _____ and Flounder.
_____ they Shrek and Donald?
No, _____ . They _____ not _____ and Donald. They **are** fish.

PRESENTE SEMPLICE - VERBO AVERE
SIMPLE PRESENT - TO HAVE

TO HAVE AVERE

		 FORMA CONTRATTA			
SINGOLARE	1 ^a	I HAVE	I'VE	IO HO	
	2 ^a	YOU HAVE	YOU'VE	TU HAI	
	3 ^a	HE	HAS	HE'S	EGLI
		SHE		SHE'S	ELLA HA
		IT		IT'S	ESSO ESSA
	PLURALE	1 ^a	WE HAVE	WE'VE	NOI ABBIAMO
2 ^a		YOU HAVE	YOU'VE	VOI AVETE	
3 ^a		THEY HAVE	THEY'VE	ESSI HANNO	

QUANDO VUOL DIRE "POSSEDERE" AGGIUNGI **GOT**.

	I HAVE GOT A BROTHER IO HO UN FRATELLO
	YOU HAVE GOT A DOG TU HAI UN CANE
	SHE HAS GOT A SISTER LEI HA UNA SORELLA



TO BE - SIMPLE PRESENT

Forma affermativa

Forme estese	Forme contratte
I am	I'm
you are	You're
He is	He's
She is	She's
It is	It's
We are	We're
You are	You're
They are	They're

Forma interrogativa

Si inverte la posizione del soggetto rispetto al verbo, perciò il soggetto segue il verbo.

Forma affermativa	Forma interrogativa
I am	Am I?
you are	Are you?
He is	Is he?
She is	Is she?
It is	Is it?
We are	Are we?
You are	Are you?
They are	Are they?

Forma negativa

To Be è seguito dalla negazione **NOT**.

Forma affermativa	Forma negativa	Contrazioni
I am	I am not	I'm not
You are	You are not	You aren't
He is	He is not	He isn't
She is	She is not	She isn't
It is	It is not	It isn't
We are	We are not	We aren't
You are	You are not	You aren't
They are	They are not	They aren't

Verb to be

• Answer.


- Is it white? → Yes,
- Is he Robert? → No,
- Are they twins? → Yes,
- Is she in the park? → No,
- Is he a painter? → Yes,
- Is mom in the kitchen? → No,
- Is your dad a postman? → Yes,
- Are the books on desk? → No,
- Is Paul you brother? → Yes,
- Are they in the car? → No,
- Is it an apple? → Yes,
- Is it your dog? → No,
- Is Peter your best friend? → Yes,
- Are we friends? → No,
- Are you near museum? → Yes,

Quando il verbo *to have* è ausiliare segue il modello del verbo *to be* per la costruzione interrogativa e negativa:

Forma	Costruzione	Esempio
forma affermativa	soggetto + <i>have/has/</i> (+ <i>got</i>)	<p><i>I have got a new car.</i> (Ho una macchina nuova.)</p> <p><i>He has got the promotion.</i> (Ha avuto la promozione.)</p>
forma negativa	soggetto + <i>have/has/</i> + not (+ <i>got</i>)	<p><i>I have not got a new car.</i> (Non ho una macchina nuova.)</p> <p><i>He has not got the promotion.</i> (Non ha avuto la promozione.)</p>
forma interrogativa	<i>have/has/</i> + soggetto (+ <i>got</i>) ...?	<p><i>Have you got a new car?</i> (Hai una macchina nuova?)</p> <p><i>Has he got the promotion?</i> (Ha avuto la promozione?)</p>

VERBO ANDARE TO GO

PRESENT SIMPLE forma affermativa

					
SINGOLARE	1	I	go	Io	vado
	2	you	go	tu	vai
	3	he she it	goes	egli ella esso	va
PLURALE	1	we	go	noi	andiamo
	2	you	go	voi	andate
	3	they	go	essi	vanno





IL VERBO "TO BE" (ESSERE)

FORMA AFFERMATIVA	FORMA NEGATIVA	FORMA INTERROGATIVA
<p>I AM (io sono) YOU ARE (tu sei)</p> <p>{ HE IS (lui è) SHE IS (lei è) IT IS (esso è)</p> <p>WE ARE (noi siamo) YOU ARE (voi siete) THEY ARE (essi sono)</p>	<p>I AM NOT (io non sono) YOU AREN'T (tu non sei)</p> <p>{ HE ISN'T (lui non è) SHE ISN'T (lei non è) IT ISN'T (esso non è)</p> <p>WE AREN'T (noi non siamo) YOU AREN'T (voi non siete) THEY AREN'T (essi non sono)</p>	<p>AM I? (io sono...?) ARE YOU? (tu sei..?)</p> <p>{ IS HE? (lui è..?) IS SHE? (lei è..?) IS IT? (esso è..?)</p> <p>ARE WE? (noi siamo..?) ARE YOU? (voi siete..?) ARE THEY? (essi sono..?)</p>
<p>Esempio: I am Italian (io sono italiano) He is English (lui è inglese)</p>	<p>Esempio: I am not Italian (io non sono italiano) He isn't English (lui non è inglese)</p>	<p>Esempio: Am I Italian? (sono italiano?) Is he English? (lui è inglese?)</p>



VERBI IRREGOLARI

	INFINITIVE	PAST SIMPLE	PAST PARTICIPLE
Essere 	Be	Was/were	Been
Diventare 	Become	Became	Become
Iniziare 	Begin	Began	Begun
Rompere 	Break	Broke	Broken
Prendere 	Bring	Brought	Brought
Costruire 	Build	Built	Built
Arrivare 	Come	Came	Come
Bere 	Drink	Drank	Drunk

By autodislessia.net

HAS GOT...

or

HAVE GOT...

COMPLETE WITH HAS GOT OR HAVE GOT



She _____
a pink bike



They _____
a big house



I _____
a dog



He _____
a new computer



You _____
a mug




Peter _____
a chocolate ice cream



Cindy and Mary _____
a guitar



We _____
a beautiful cat



Elephants _____
big ears



My friend _____
a lot of pencils

Be (Present simple)

	FORMA INTERA	FORMA CONTRATTA
		
IO SONO	I AM	I' M
TU SEI	YOU ARE	YOU' RE
EGLI E'	HE IS	HE' S
ELLA E'	SHE IS	SHE' S
ESSO E'	IT IS	IT' S
NOI SIAMO	WE ARE	WE' RE
VOI SIETE	YOU ARE	YOU' RE
ESSI SONO	THEY ARE	THEY' RE

soggetto + am /is /are + ...

La forma contratta si usa di solito nella lingua parlata e nella lingua scritta informale.

I'm Tom! You're my friend.

In inglese si usa il verbo be per esprimere l'età.

I am ten. / I am ten years old. Ho dieci anni.

verb to be

Affirmative form :

I **am**
you **are**
he/she/it **is**
you (pleurel) **are**
we **are**
they **are**

Negative form :

I am Not
you are Not
she/he/it is Not
you are Not
we are Not
they are Not

question form :

Am I ?
are you ?
is he/she/it ?
are you ?
are we ?
are they ?